




Exiom Solution diseña, fabrica y distribuye la más alta calidad en Energía Solar.

La alta eficiencia de nuestras células solares nos permite producir diferentes tipos de paneles para a su vez dar la mayor eficiencia posible a sus instalaciones.

Exiom Solution designs, manufactures and delivers high-performance solar electric technology worldwide.

Our high-efficiency solar cell let us manufacture the different kinds of panels to get the most efficient in your installations.

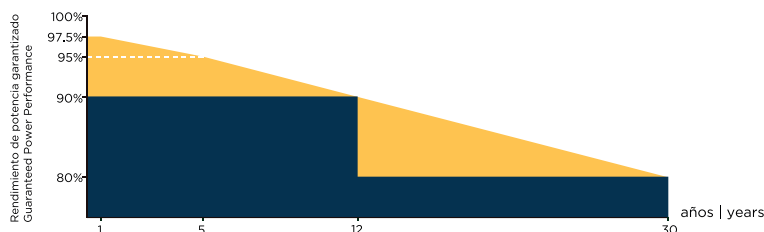


DATOS MECÁNICOS MECHANICAL SPECIFICATIONS

Dimensiones Dimensions: 1979*1002mm	Max. Voltaje Max. system Voltage (V): 1000/1500
Peso Weight: 22.5 kg	No máximo. de series Max. Series Fuse Rating (A): 20
Cable: TUV certified 4 mm2	Carga mecánica Mechanical load: \geq 5400Pa
Cristal Glass: High transmission glass 3.2 mm	Aplicación clase Application class: A
Nº. de celdas Nº.of cells: 72 (6x12)	Temp. funcionamiento Operating temperature: -40-+85
Celda solar Solar cell: Mono PERC 158.75x158.75mm	Caja de conexiones Junction box: 3 Bypass-Diode

GARANTÍA DE RENDIMIENTO LINEAL LINEAR PERFORMANCE WARRANTY

- Garantía de rendimiento lineal
Lineal performance warranty
- Garantía de rendimiento estandar
Standard performance warranty



CERTIFIED
IEC
61730 Ed.1

CERTIFIED
IEC
61215 Ed.2



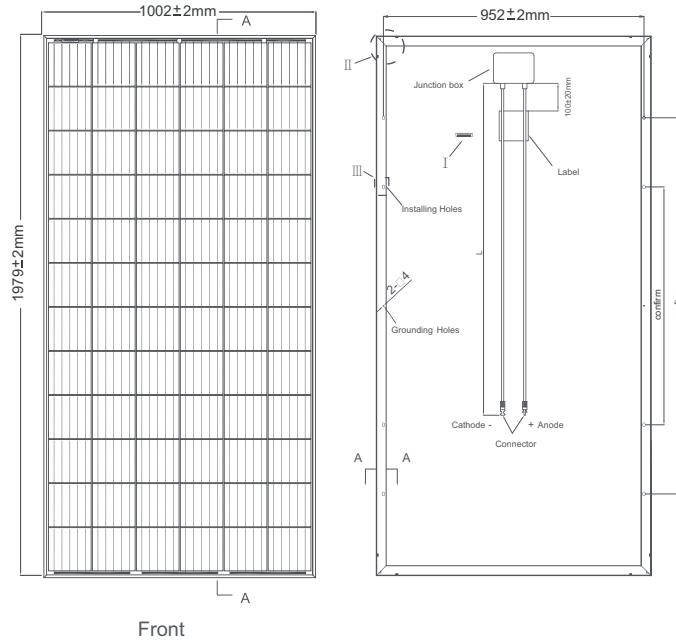
Anti-PID
System voltage durability
PPP 56042



Especificaciones sujetas a cambios técnicos y pruebas.
Exiom Solution se reserva el derecho de la correcta interpretación final.
Specifications subject to technical changes and tests. Exiom Solution reserves the right of final interpretation.

HEAD OFFICE: C/ SAN FRANCISCO, 5 - 5. 33003. OVIEDO
PHONE: +34 984 033 709 WWW.EXIOMSOLUTION.COM

EX380-400M(B)-158.75



TIPO TYPE	EX380M6-72	EX385M6-72	EX390M6-72	EX395M6-72	EX400M6-72
STC 1000 W/M2. Module Temperature 25°C A.M.1,5					
Potencia de salida Power output	380	385	390	395	400
Max. potencia tolerada Max. power tolerance (%)	0-+3%				
Eficiencia módulo Module efficiency (%)	19.6	19.42	19.67	19.92	20.17
Voltage Máximo voltage, VMP (V)	40.5	40.8	41.1	41.4	41.7
Intensidad máxima actual Current, IMP (A)	9.39	9.44	9.49	9.55	9.60
Voltaje circ. abierto Voltage open circuit, VOC (V)	48.9	49.1	49.3	49.5	49.8
Intensidad de cortocircuito Short circuit current, ISC (A)	9.75	9.92	10.12	10.23	10.36
NOCT 800W/M2 Environment. Temperature 20°C A.M. 1,5					
Potencia de salida Power output	286	290	294	298	302
Voltage Máximo voltage, VMP (V)	38.6	38.8	39.1	39.3	39.6
Intensidad máxima actual Current, IMP (A)	7.42	7.48	7.54	7.60	7.66
Voltaje circ. abierto Voltage open circuit, VOC (V)	47.5	47.7	48.0	48.2	48.5
Intensidad de cortocircuito Short circuit current, ISC (A)	7.88	7.95	8.02	8.09	8.16

COEFICIENTES DE TEMPERATURA TEMPERATURE COEFFICIENTS

Coeficiente de temp. Temp. Coefficient (P _{MAX})	-0.37%/°C
Coeficiente de temp. Temp. Coefficient (ISC)	0.048%/°C
Coeficiente de temp. Temp. Coefficient (VOC)	-0.28%/°C
NOCT	45±2°C

I-V CURVAS CURVES

Temperatura celdas | Cells temperature: 25°C. Current-Voltage & power Voltage Curve (390)

